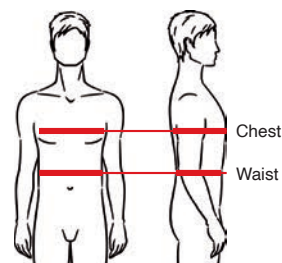


MEN'S BODY MEASUREMENT

Size	S		M		L		XL		2XL	
	44	46	48	50	52	54	56	58	60	62
Chest	84-88	88-92	92-96	96-100	100-104	104-108	108-112	112-116	116-120	120-124
Waist	72-76	76-80	80-84	84-88	88-92	92-96	96-100	100-104	104-108	108-112
Neck	37	38	39	40	41	42	43	44	45	46

Size	3XL		4XL		5XL	
	64	66	68	70	72	74
Chest	124-128	128-132	132-136	136-140	140-144	144-148
Waist	112-116	116-120	120-124	124-128	128-132	132-136
Neck	47	48	49	50	51	52

for the following height groups



Dimensions are in cm

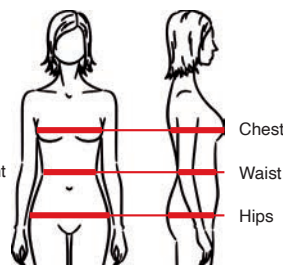
WOMEN'S BODY MEASUREMENT

Size	XS		S		M		L		XL		2XL	
	34	36	38	40	42	44	46	48	50	52	54	56
Chest	76-80	80-84	84-88	88-92	92-96	96-100	100-104	104-108	108-112	112-116	116-120	120-124
Waist	60-64	64-68	68-72	72-76	76-80	80-84	84-88	88-92	92-96	96-100	100-104	104-108
Hips	84-88	88-92	92-96	96-100	100-104	104-108	108-112	112-116	116-120	120-124	124-128	128-132

Size	3XL		4XL	
	58	60	62	64
Chest	124-128	128-132	132-136	136-140
Waist	108-112	112-116	116-120	120-124
Hips	132-136	136-140	140-144	144-148



height



Dimensions are in cm

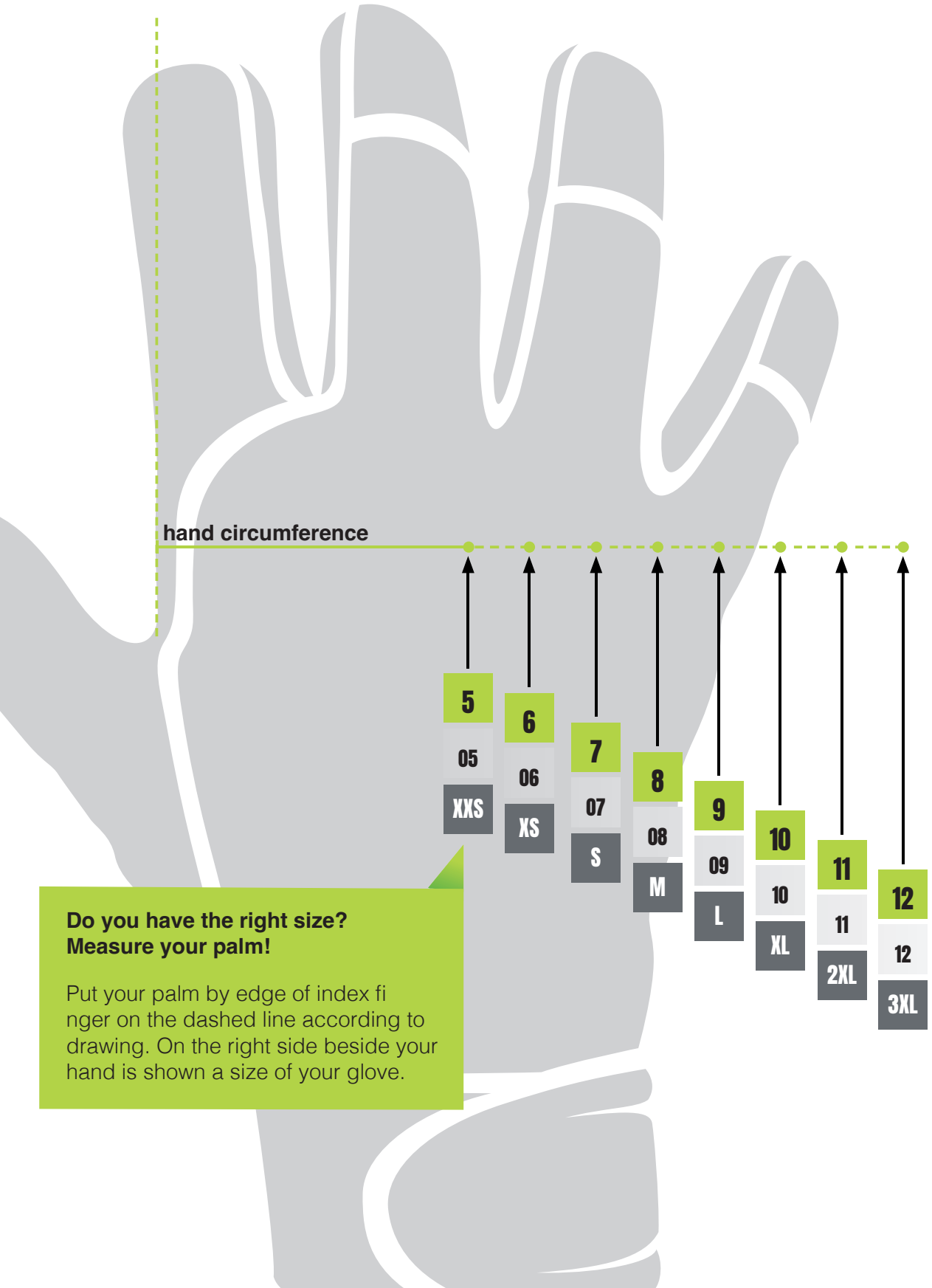
FOOTWEAR SIZE TABLE

EU	34	35	36	37	38	39	40	40	42
UK	2	3	3,5	4	5	6	6,5	7	8
CM*	22,9	23,1	23,6	24,2	24,9	25,5	26,1	26,8	27,5

EU	43	44	45	46	47	48	49	50
UK	9	9,5	10	11	12	13	14	15
CM*	28,2	28,8	29,5	30,1	30,9	31,5	32,1	32,4

Size and length information may vary depending on cut, brand and manufacturer.

* The value given in the table indicates the length of the inner insole in cm.



hand circumference

5

05

XXS

6

06

XS

7

07

S

8

08

M

9

09

L

10

10

XL

11

11

2XL

12

12

3XL

Do you have the right size? Measure your palm!

Put your palm by edge of index finger on the dashed line according to drawing. On the right side beside your hand is shown a size of your glove.